




## Enhancing data display and entry with Excel Form Control

John Tennent  
13 November 2023

### John Tennent - Biography

John is a Chartered Accountant he started his career with Deloitte in 1983. He went onto to become the financial controller of a US bank before joining a training consultancy as Client Director. He co-founded Corporate Edge in 1996.

John has written three books for The Economist



He is the Honorary Treasurer of the Air Ambulance Service and The London Marathon Foundation. Formerly Honorary Treasurer of Samaritans



## Agenda

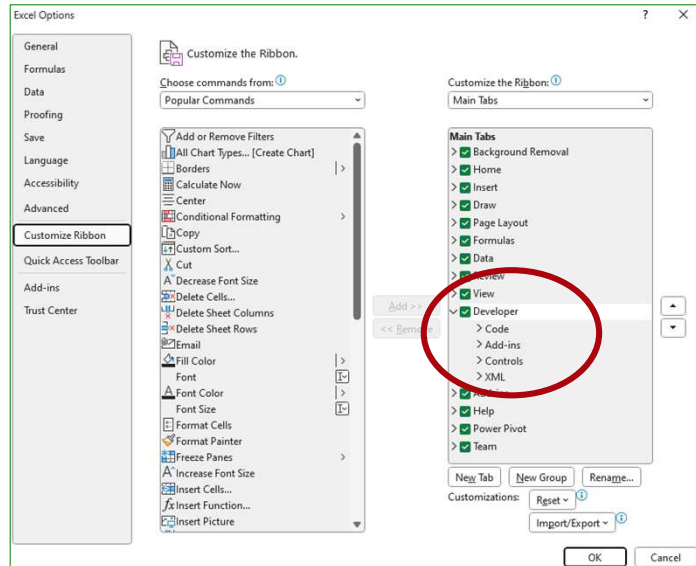
1. Entry options
  - Data Validation
  - Form Controls
  - ActiveX Controls
2. Data Validation
  - Drop down
  - Date entry
3. Form Controls
  - Developer Ribbon & Save as Macro-Enabled
  - The controls available
4. Visual Basic
  - Why use VB?
  - Options available

Make Spreadsheets  
more engaging, easier  
to enter data and  
remove the fear that  
users have of  
'breaking it'

	A	B	C	D	E	F	G	H	I	J	K	L	M	N	O	P	Q	R	
1	<b>Data Validation</b>																		
2																			
3	Drop down box		Apple					Apple											
4								Banana											
5	Date in 2023		13 Nov 23					Grapes											
6								Mango											
7								Orange											
8								Pear											
9																			
10																			
11	<b>Form Controls</b>									<b>Active X Controls</b>									
12	Scroll bar								1										
13																			
14																			
15	Spin Button								0										
16																			
17																			
18																			
19	Check Box		<input checked="" type="checkbox"/>					TRUE	1										
20																			
21																			
22	Combo Box		Banana						2										
23																			
24																			
25	List Box		Apple						1										
26			Banana																
27			Grapes																
28			Mango																
29																			
30	Option Buttons		Select Currency						3										
31	With Group Box		EUR		<input type="radio"/>														
32			GBP		<input type="radio"/>														
33			USD		<input checked="" type="radio"/>														
34																			
35	Button		Button 11																
36																			

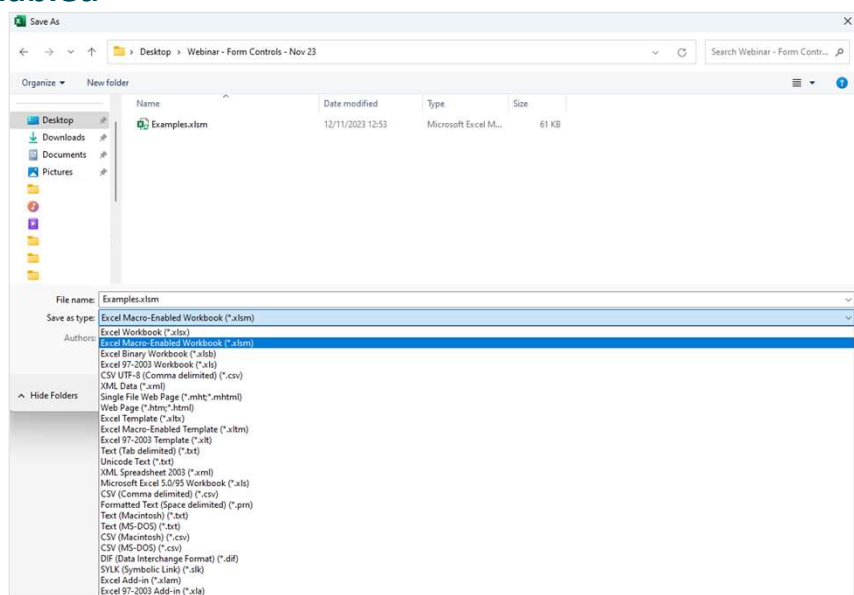
## Developer Ribbon

Right click between ribbon tabs –  
**Customise the Ribbon...**

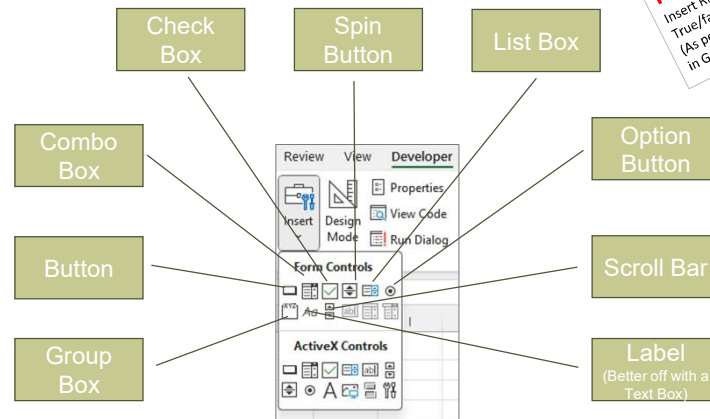


## Save as Macro-Enabled

Save as type is **Excel  
Macro-Enabled  
Workbook (\*.xlsm)**



## Form Controls Available



Let's see each of these in practice.....

© ICAEW 2018

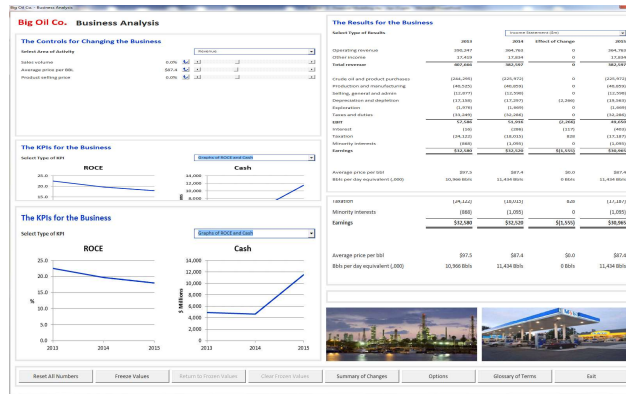
## Advantages and Disadvantages of VBA

Advantages	Disadvantages
Ability to automate any repetitive process (month end report printing)	A whole new language
Can add efficiency and reliability (e.g. copy across 12 columns)	Less widely known
Create your own custom Functions	Often poorly documented, making it difficult to follow the work of others
Has a 'follow me' macro feature to help get started	Can have cell alignment difficulties when rows and columns are added
Adds the forth dimension with loops (a set of goal seeks)	Errors in VBA code less easy to find than in Excel
Interact with other applications to pull/push data	
Create robust user interfaces (with Userforms and objects)	
Build entire applications	

## Highly Controlled Front End



From 'Splash' screens to welcome users and provide a disclaimer to a fully contained front end with restricted user options...



Client Invoice

Add fee data for : Client A

Item: 2

Country: UK

Status: Contract

Invoice number: [ ]

Invoice date: [ ]

Receipt date: [ ]

FX rate date: [ ]

Amount: [ ]

CCY: GBP

FX rate: 1.0000

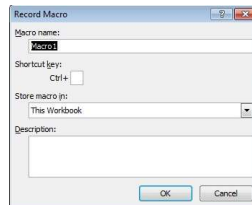
Notes: [ ]

Add to database [ ] Exit [ ]

## Macros and 'Follow Me'

Use 'Follow Me' to create code and learn syntax

Set up a Macro to write the word 'Total' in a cell and link it to Ctrl + A



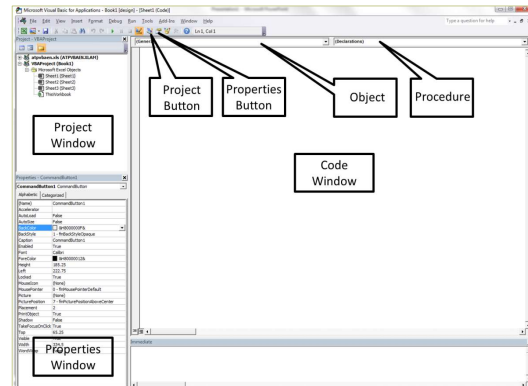
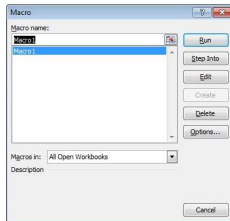
- Press 'Record'
- Change Name and add shortcut key
- You are now in 'Follow Me' Mode - Type 'Total'
- Press 'Stop'

**NB EVERY KEY YOU PRESS WILL BE RECORDED!**

## The Visual Basic Editor

Edit....

The attributes of the VB Editor screen

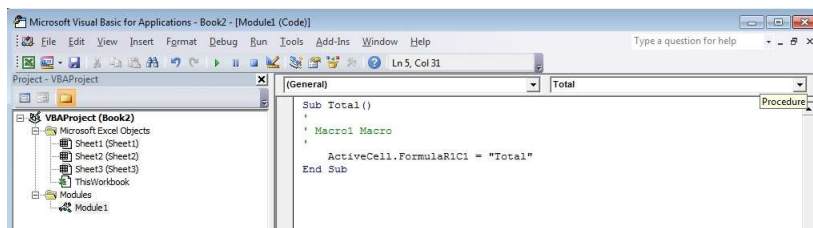


## The Visual Basic Editor

Edit....

Your workbook has a 'Module' where Macros are stored

Remove Cell reference it 'jumps' to after writing the text



**Thank you for attending**

**Please take the time to fill out our short survey**

